

2016



AUSTRALIAN SUPERBIKE CHAMPIONSHIP

PRESENTED BY

Morgan Park Raceway - Qld

Round 5
August 5 - 7

SUPERSPORT
Qualifying 1

 Date: 06/08/16
 Event: Q04
 Weather: Mostly sunny - 14.2C
 Track: Dry - Temp: 27.2C

 Started at: 10:11:00
 Laps: 25 Min
 Starters: 19
 Printed at: 10:40

PROVISIONAL CLASSIFICATION

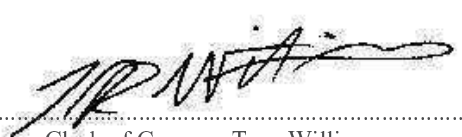
Pos	No	Gr	Name	Machine	Fastest Lap	On Lap	Behind Prev	Behind Leader	Top Speed
1	36	B	Sam CLARKE (WA) / Banham WA Racing	Kawasaki ZX6R	1:16.852	2 of 11			209
2	83	A	Lachlan EPIS (NSW) / Response RE / Blue Tongue Finance / Shock Treatment / Race Dynamics	Kawasaki ZX6R	1:16.911	7 of 9	.059	.059	209
3	96	B	Luke MITCHELL (NSW) / JNL Racing Yamaha / Maxima Racing Oil / TRD / Duspeed / Earmold Racing Oil	Yamaha YZF-R6	1:17.003	8 of 9	.092	.151	206
4	50	A	Callum SPRIGGS (QLD) / Cube Racing	Kawasaki ZX6R	1:17.081	7 of 12	.078	.229	207
5	65	A	Troy GUENTHER (QLD) / Graffiti Alley Racing / YRD / Link / Motosure / RaceArt Aust. / RST / Arai	Yamaha YZF-R6	1:17.259	5 of 15	.178	.407	209
6	82	A	Chris QUINN (NSW) / Coopers Pale Ale Yamaha / HXR / YRD / IPONE / Dunlop / Shark Helmets	Yamaha YZF-R6	1:17.406	6 of 12	.147	.554	206
7	92	B	Ted COLLINS (VIC) / Next Gen Motorsport / Magnum Welders / GB Racing / Nitron Susp.	Suzuki GSX-R	1:18.152	4 of 9	.746	1.300	206
8	27	B	Nic LIMINTON (SA) / Race Center / YRD / Arai / Ricondi / SPF	Yamaha YZF-R6	1:18.363	12 of 13	.211	1.511	207
9	77		Robbie MENZIES (QLD)	Kawasaki ZX6R	1:18.427	11 of 13	.064	1.575	207
10	12	D	Mark CHIODO (VIC) / Repsol Triumph Team / Alpinestars / Dunlop / Bell Helmets / GAS Racing	Triumph 675R	1:19.016	5 of 13	.589	2.164	207
11	58	B	Anthony QUINN (NSW) / Coopers Pale Ale Yamaha	Yamaha YZF-R6	1:19.097	6 of 11	.081	2.245	203
12	25	B	Ben BLYTH (VIC) / Race Center / Fit Moto / Snap On	Yamaha YZF-R6	1:19.126	6 of 12	.029	2.274	207
13	61	C	Jason MARTIN (QLD) / Cube Racing / Leda - Gluten Free Foods / Moto National Accessories	Kawasaki ZX6R	1:20.993	7 of 12	1.867	4.141	205
14	24	C	Steve HASLAM (NSW)	Triumph 675R	1:21.764	10 of 12	.771	4.912	198
15	88	C	Harrison COX (QLD) / YRD / Chesterfield Australia / John Deere	Yamaha YZF-R6	1:22.168	6 of 11	.404	5.316	202
16	75	D	Cameron WEBSTER (QLD) / CT Locksmiths / Any Skip Bags / M-cycle Mad Dyno / Aly-Tek Webbing	Honda CBR RR	1:22.839	14 of 15	.671	5.987	198
17	55	D	Oscar DAVISON (QLD) / Revolution Racing / Tyres for Bikes / Bike Builders	Suzuki GSX-R	1:23.173	3 of 12	.334	6.321	201
18	32	C	David ROUGHLEY (QLD) / YRD / IPHONE / Shark Helmets / Tyres for Bikes / Micks Fix	Yamaha YZF-R6	1:27.887	16 of 16	4.714	11.035	199
19	13	D	Jeremy WALTER (QLD)	Honda CBR RR	1:34.983	3 of 4	7.096	18.131	174

New best lap for SS class - Previous: 1:16.954 by Sam CLARKE (WA) on a Kawasaki ZX6R set on 05/08/16

*** Indicative qualifying time - 1:28.380 ***

The results are provisional until the end of the time limit for protests and appeals.


 Chief Time Keeper - Scott Laing



 Clerk of Course - Tom Williams

Computime Race Timing Systems Pty Ltd © 1996

Licensed to Computime Race Timing Systems

www.computime.com.au
COMPUTIME RACE TIMING SYSTEMS PTY LTD

9 Timber Lane, Glen Waverley, Vic 3150. Ph : 0418 17 13 17

 E-mail : scott@computime.com.au


2016



AUSTRALIAN SUPERBIKE CHAMPIONSHIP

PRESENTED BY

Morgan Park Raceway - Qld



Round 5 August 5 - 7



SUPERSPORT Qualifying 1

Date: 06/08/16
Event: Q04
Weather: Mostly sunny - 14.2C
Track: Dry - Temp: 27.2C

Started at: 10:11:00
Laps: 25 Min
Starters: 19
Printed at: 10:40

PROVISIONAL LAP TIMES

No	Name	Lap 1	Lap 2	Lap 3	Lap 4	Lap 5	Lap 6	Lap 7	Lap 8	Lap 9	Lap 10
12	Mark CHiodo (VIC)	1:20.963	1:19.914	1:32.104	2:52.369	<u>1:19.016</u>	1:20.115	1:30.705	2:59.300	1:21.383	1:30.317
10		1:20.648	2:49.269	2:44.583							
13	Jeremy WALTER (QLD)	1:36.469	1:38.755	<u>1:34.983</u>	1:53.436						
24	Steve HASLAM (NSW)	1:23.863	1:22.906	1:22.550	1:22.166	1:22.507	1:36.873	7:48.811	1:23.653	1:21.883	<u>1:21.764</u>
10		1:24.816	1:32.989								
25	Ben BLYTH (VIC)	1:20.804	1:19.452	1:19.438	1:35.234	6:08.841	<u>1:19.126</u>	1:48.838	1:20.643	1:20.076	1:29.645
10		2:50.194	1:19.558								
27	Nic LIMINTON (SA)	1:29.245	1:20.766	1:21.648	1:22.708	1:20.301	1:19.132	1:34.017	4:56.702	1:19.766	1:19.091
10		1:19.120	<u>1:18.363</u>	1:40.980							
32	David ROUGHLEY (QLD)	1:32.493	1:33.001	1:31.096	1:31.363	1:30.140	1:30.079	1:30.193	1:29.384	1:29.821	1:29.390
10		1:29.024	1:28.638	1:28.402	1:28.847	1:28.944	<u>1:27.887</u>				
36	Sam CLARKE (WA)	1:17.905	<u>1:16.852</u>	1:19.803	1:17.138	1:38.461	11:01.778	1:23.987	1:19.721	1:17.214	1:17.152
10		1:31.873									
50	Callum SPRIGGS (QLD)	1:18.594	1:17.707	1:30.145	6:01.662	1:18.255	1:17.886	<u>1:17.081</u>	1:26.458	3:30.718	1:19.352
10		1:18.401	1:34.799								
55	Oscar DAVISON (QLD)	1:26.472	1:24.059	<u>1:23.173</u>	1:40.511	5:17.495	1:23.872	1:23.680	1:25.900	1:25.091	1:38.430
10		4:17.420	1:27.076								
58	Anthony QUINN (NSW)	1:24.321	1:21.208	1:57.336	2:53.985	1:19.512	<u>1:19.097</u>	1:45.516	4:45.975	1:43.024	1:31.121
10		1:50.049									
61	Jason MARTIN (QLD)	1:24.575	1:22.740	1:22.633	1:21.860	1:21.189	1:22.253	<u>1:20.993</u>	1:34.937	7:59.361	1:21.508
10		1:21.713	1:21.155								
65	Troy GUENTHER (QLD)	1:18.440	1:18.973	1:19.955	1:17.578	<u>1:17.259</u>	1:17.553	1:25.716	1:17.467	1:31.340	4:24.014
10		1:17.398	1:27.062	1:17.632	1:22.808	1:18.391					
75	Cameron WEBSTER (QLD)	1:27.036	1:38.662	2:57.357	1:24.437	1:24.041	1:24.014	1:24.522	1:24.690	1:25.589	1:39.668
10		2:01.565	1:48.459	1:23.290	<u>1:22.839</u>	1:25.699					
77	Robbie MENZIES (QLD)	1:19.118	1:19.918	1:18.445	1:31.681	4:36.295	1:19.452	1:18.507	1:36.182	2:59.218	1:31.561
10		<u>1:18.427</u>	1:36.160	1:21.162							
82	Chris QUINN (NSW)	1:21.435	1:18.368	1:39.907	2:54.785	1:18.092	<u>1:17.406</u>	1:47.045	4:46.354	1:18.834	1:17.696
10		1:26.371	1:40.219								
83	Lachlan EPIS (NSW)	1:19.427	1:18.517	1:17.604	1:17.421	1:30.070	2:23.665	<u>1:16.911</u>	1:25.142	1:40.573	
88	Harrison COX (QLD)	1:25.274	1:23.721	1:23.442	1:37.193	8:08.739	<u>1:22.168</u>	1:36.165	2:44.666	1:24.284	1:22.344
10		1:22.202									
92	Ted COLLINS (VIC)	1:22.178	1:23.737	1:18.972	<u>1:18.152</u>	1:18.324	1:18.184	1:43.292	3:56.652	1:18.276	
96	Luke MITCHELL (NSW)	2:35.422	1:17.899	1:28.957	1:17.245	1:35.449	3:01.491	1:17.148	<u>1:17.003</u>	1:41.486	

*** Indicative qualifying time - 1:28.380 ***

The results are provisional until the end of the time limit for protests and appeals.

Scott Laing
Chief Time Keeper - Scott Laing

Tom Williams
Clerk of Course - Tom Williams



Computime Race Timing Systems Pty Ltd © 1996
Licensed to Computime Race Timing Systems
www.computime.com.au

COMPUTIME RACE TIMING SYSTEMS PTY LTD
9 Timber Lane, Glen Waverley, Vic 3150. Ph : 0418 17 13 17
E-mail : scott@computime.com.au





Round 5
August 5 - 7



SUPERSPORT
Qualifying 1

Date: 06/08/16
 Event: Q04
 Weather: Mostly sunny - 14.2C
 Track: Dry - Temp: 27.2C

Started at: 10:11:00
 Laps: 25 Min
 Starters: 19
 Printed at: 10:40

PROVISIONAL SPLIT TIMES

Lap	Split 1	Split 2	Split 3	Lap Time	Spd	Lap	Split 1	Split 2	Split 3	Lap Time	Spd
12 Mark CHIODO (VIC) (10th)						25 Ben BLYTH (VIC) (12th)					
1	45.193	29.180	25.984	1:40.357		1	1:36.971	27.758	25.677	2:30.406	
2	28.798	27.171	24.994	1:20.963	203	2	28.842	26.864	25.098	1:20.804	203
3	28.363	26.558	24.993	1:19.914	204	3	27.753	26.566	25.133	1:19.452	203
4	29.202	26.935	35.967	1:32.104	P 207	4	28.091	26.498	24.849	1:19.438	205
5	1:59.572	27.649	25.148	2:52.369		5	29.964	30.354	34.916	1:35.234	P 205
6	27.805	26.597	24.614	1:19.016	206	6	5:16.427	27.342	25.072	6:08.841	
7	28.579	26.797	24.739	1:20.115	206	7	27.951	26.444	24.731	1:19.126	207
8	28.929	26.707	35.069	1:30.705	P 205	8	56.476	27.270	25.092	1:48.838	206
9	2:05.247	28.785	25.268	2:59.300		9	28.769	26.745	25.129	1:20.643	204
10	29.121	27.447	24.815	1:21.383	201	10	27.958	26.740	25.378	1:20.076	206
11	29.036	35.324	25.957	1:30.317	205	11	28.206	26.694	34.745	1:29.645	P 204
12	27.839	27.364	25.445	1:20.648	205	12	1:57.840	27.101	25.253	2:50.194	
13	1:26.044	42.972	40.253	2:49.269	P 206	13	28.076	26.531	24.951	1:19.558	204
14	1:47.682	29.359	27.542	2:44.583							
13 Jeremy WALTER (QLD) (19th)						27 Nic LIMINTON (SA) (8th)					
1	56.301	33.085	29.971	1:59.357		1	1:34.015	29.485	26.543	2:30.043	
2	34.215	32.214	30.040	1:36.469	174	2	32.362	30.778	26.105	1:29.245	202
3	35.385	33.564	29.806	1:38.755	171	3	28.406	27.179	25.181	1:20.766	203
4	33.431	31.732	29.820	1:34.983	168	4	28.312	27.865	25.471	1:21.648	204
5	33.844	33.381	46.211	1:53.436	P 168	5	30.219	27.291	25.198	1:22.708	205
24 Steve HASLAM (NSW) (14th)						32 David ROUGHLEY (QLD) (18th)					
1	45.619	29.369	26.558	1:41.546		1	1:02.433	33.041	29.252	2:04.726	
2	29.667	28.192	26.004	1:23.863	195	2	33.020	30.964	28.509	1:32.493	194
3	29.320	27.844	25.742	1:22.906	195	3	33.190	31.131	28.680	1:33.001	194
4	29.082	27.699	25.769	1:22.550	197	4	32.223	30.632	28.241	1:31.096	195
5	28.978	27.796	25.392	1:22.166	195	5	32.769	30.411	28.183	1:31.363	194
6	28.990	27.958	25.559	1:22.507	198						
7	30.192	29.534	37.147	1:36.873	P 192						
8	6:53.791	29.205	25.815	7:48.811							
9	29.144	29.004	25.505	1:23.653	194						
10	28.879	27.984	25.020	1:21.883	196						
11	28.686	27.848	25.230	1:21.764	197						
12	28.850	30.085	25.881	1:24.816	198						
13	28.378	38.173	26.438	1:32.989	196						

Scott Laing

Chief Time Keeper - Scott Laing

Tom Williams

Clerk of Course - Tom Williams



Computime Race Timing Systems Pty Ltd © 1996
 Licensed to Computime Race Timing Systems
www.computime.com.au

COMPUTIME RACE TIMING SYSTEMS PTY LTD
 9 Timber Lane, Glen Waverley, Vic 3150. Ph : 0418 17 13 17
 E-mail : scott@computime.com.au



2016



AUSTRALIAN SUPERBIKE CHAMPIONSHIP

PRESENTED BY

Morgan Park Raceway - Qld



Round 5 August 5 - 7



SUPERSPORT Qualifying 1

Started at: 10:11:00
Laps: 25 Min
Starters: 19
Printed at: 10:40

Date: 06/08/16
Event: Q04
Weather: Mostly sunny - 14.2C
Track: Dry - Temp: 27.2C

PROVISIONAL SPLIT TIMES

Lap	Split 1	Split 2	Split 3	Lap Time	Spd	Lap	Split 1	Split 2	Split 3	Lap Time	Spd
6	31.937	30.215	27.988	1:30.140	196	10	2:30.441	34.258	26.019	3:30.718	
7	31.892	30.244	27.943	1:30.079	196	11	27.713	26.681	24.958	1:19.352	204
8	32.154	30.061	27.978	1:30.193	195	12	27.298	26.962	24.141	1:18.401	205
9	31.956	29.920	27.508	1:29.384	198	13	27.304	27.377	40.118	1:34.799	P 207
10	31.887	30.196	27.738	1:29.821	198						
11	32.040	29.737	27.613	1:29.390	198	55 Oscar DAVISON (QLD) (17th)					
12	31.722	29.714	27.588	1:29.024	198	1	50.736	31.781	27.043	1:49.560	
13	31.320	29.906	27.412	1:28.638	199	2	30.860	29.467	26.145	1:26.472	193
14	31.503	29.462	27.437	1:28.402	197	3	29.698	28.691	25.670	1:24.059	198
15	31.487	29.741	27.619	1:28.847	197	4	29.441	28.218	25.514	1:23.173	196
16	31.625	29.730	27.589	1:28.944	196	5	30.509	29.445	40.557	1:40.511	P 198
17	31.186	29.447	27.254	1:27.887	198	6	4:21.052	29.885	26.558	5:17.495	
						7	29.592	28.694	25.586	1:23.872	198
						8	29.336	28.795	25.549	1:23.680	200
36 Sam CLARKE (WA) (1st)						9	30.520	29.367	26.013	1:25.900	196
1	53.073	28.308	25.140	1:46.521		10	29.570	28.920	26.601	1:25.091	193
2	27.438	26.491	23.976	1:17.905	204	11	29.072	28.397	40.961	1:38.430	P 198
3	26.618	26.220	24.014	1:16.852	206	12	3:22.216	29.459	25.745	4:17.420	
4	28.778	26.810	24.215	1:19.803	209	13	31.158	29.605	26.313	1:27.076	201
5	26.779	26.383	23.976	1:17.138	205						
6	30.725	29.763	37.973	1:38.461	P 205	58 Anthony QUINN (NSW) (11th)					
7	10:10.306	27.015	24.457	11:01.778		1	2:48.471	42.096	32.916	4:03.483	
8	32.536	26.958	24.493	1:23.987	206	2	30.656	27.808	25.857	1:24.321	187
9	27.542	27.826	24.353	1:19.721	205	3	28.184	26.823	26.201	1:21.208	200
10	27.054	26.274	23.886	1:17.214	206	4	28.416	45.663	43.257	1:57.336	P 196
11	26.929	26.411	23.812	1:17.152	206	5	2:01.991	27.045	24.949	2:53.985	
12	31.361	33.283	27.229	1:31.873	206	6	27.735	26.560	25.217	1:19.512	202
						7	27.711	26.626	24.760	1:19.097	203
50 Callum SPRIGGS (QLD) (4th)						8	31.981	33.517	40.018	1:45.516	P 203
1	1:53.394	28.578	25.420	2:47.392		9	3:53.078	27.603	25.294	4:45.975	
2	27.837	26.384	24.373	1:18.594	203	10	32.039	42.055	28.930	1:43.024	201
3	27.403	26.174	24.130	1:17.707	206	11	28.778	36.019	26.324	1:31.121	199
4	27.486	27.054	35.605	1:30.145	P 205	12	33.195	34.223	42.631	1:50.049	P 200
5	5:08.940	27.820	24.902	6:01.662							
6	27.353	26.464	24.438	1:18.255	205	61 Jason MARTIN (QLD) (13th)					
7	27.714	26.134	24.038	1:17.886	205	1	1:30.973	29.516	26.732	2:27.221	
8	27.080	26.009	23.992	1:17.081	206	2	29.846	28.474	26.255	1:24.575	199
9	27.421	26.380	32.657	1:26.458	P 207						

Chief Time Keeper - Scott Laing

Clerk of Course - Tom Williams



Computime Race Timing Systems Pty Ltd © 1996
Licensed to Computime Race Timing Systems
www.computime.com.au

COMPUTIME RACE TIMING SYSTEMS PTY LTD

9 Timber Lane, Glen Waverley, Vic 3150. Ph : 0418 17 13 17

E-mail : scott@computime.com.au



2016



AUSTRALIAN SUPERBIKE CHAMPIONSHIP

PRESENTED BY

Morgan Park Raceway - Qld



**Round 5
August 5 - 7**



**SUPERSPORT
Qualifying 1**

Date: 06/08/16
Event: Q04
Weather: Mostly sunny - 14.2C
Track: Dry - Temp: 27.2C

Started at: 10:11:00
Laps: 25 Min
Starters: 19
Printed at: 10:40

PROVISIONAL SPLIT TIMES

Lap	Split 1	Split 2	Split 3	Lap Time	Spd	Lap	Split 1	Split 2	Split 3	Lap Time	Spd
3	29.292	27.869	25.579	1:22.740	200	7	29.858	28.153	26.003	1:24.014	187
4	28.883	28.152	25.598	1:22.633	201	8	30.403	28.306	25.813	1:24.522	195
5	28.690	27.640	25.530	1:21.860	202	9	30.160	28.527	26.003	1:24.690	194
6	28.481	27.422	25.286	1:21.189	203	10	30.567	28.877	26.145	1:25.589	191
7	28.817	28.167	25.269	1:22.253	202	11	30.151	28.616	40.901	1:39.668 P	195
8	28.480	27.347	25.166	1:20.993	203	12				2:01.565	
9	30.258	29.274	35.405	1:34.937 P	203	13	53.886	28.985	25.588	1:48.459	
10	7:05.349	28.354	25.658	7:59.361		14	29.213	28.142	25.935	1:23.290	198
11	28.639	27.413	25.456	1:21.508	205	15	29.177	28.062	25.600	1:22.839	197
12	28.811	27.506	25.396	1:21.713	204	16	29.786	29.497	26.416	1:25.699	195
13	28.409	27.442	25.304	1:21.155	204						

77 Robbie MENZIES (QLD) (9th)

1	1:27.224	28.108	24.781	2:20.113	
2	27.757	26.820	24.541	1:19.118	204
3	28.027	27.378	24.513	1:19.918	207
4	27.342	26.640	24.463	1:18.445	204
5	27.362	28.358	35.961	1:31.681 P	206
6	3:44.885	26.989	24.421	4:36.295	
7	27.978	27.025	24.449	1:19.452	205
8	27.325	26.660	24.522	1:18.507	205
9	29.228	30.362	36.592	1:36.182 P	204
10	2:07.563	27.175	24.480	2:59.218	
11	38.594	28.520	24.447	1:31.561	207
12	27.363	26.647	24.417	1:18.427	205
13	32.065	38.584	25.511	1:36.160	206
14	28.401	27.983	24.778	1:21.162	206

65 Troy GUENTHER (QLD) (5th)

1	1:43.825	27.778	24.741	2:36.344	
2	27.605	26.557	24.278	1:18.440	205
3	27.447	26.823	24.703	1:18.973	206
4	28.754	27.062	24.139	1:19.955	205
5	27.143	26.479	23.956	1:17.578	207
6	27.090	26.085	24.084	1:17.259	207
7	27.271	26.200	24.082	1:17.553	206
8	33.779	27.588	24.349	1:25.716	207
9	27.225	26.248	23.994	1:17.467	206
10	29.348	28.090	33.902	1:31.340 P	208
11	3:32.628	27.144	24.242	4:24.014	
12	27.208	26.245	23.945	1:17.398	206
13	33.843	28.545	24.674	1:27.062	207
14	27.235	26.331	24.066	1:17.632	206
15	29.592	28.450	24.766	1:22.808	209
16	27.088	26.188	25.115	1:18.391	207

82 Chris QUINN (NSW) (6th)

1	3:25.179	33.411	26.069	4:24.659	
2	29.138	27.250	25.047	1:21.435	202
3	27.729	26.415	24.224	1:18.368	204
4	28.758	32.130	39.019	1:39.907 P	205
5	2:03.322	27.079	24.384	2:54.785	
6	27.397	26.547	24.148	1:18.092	204
7	27.428	26.071	23.907	1:17.406	206
8	34.671	31.677	40.697	1:47.045 P	202
9	3:54.662	27.141	24.551	4:46.354	

75 Cameron WEBSTER (QLD) (16th)

1	51.454	32.544	27.022	1:51.020	
2	31.061	29.505	26.470	1:27.036	196
3	30.377	28.773	39.512	1:38.662 P	191
4	2:02.630	29.012	25.715	2:57.357	
5	30.106	28.150	26.181	1:24.437	195
6	29.985	28.339	25.717	1:24.041	197

Scott Laing
Chief Time Keeper - Scott Laing

Tom Williams
Clerk of Course - Tom Williams



Computime Race Timing Systems Pty Ltd © 1996
Licensed to Computime Race Timing Systems
www.computime.com.au
COMPUTIME RACE TIMING SYSTEMS PTY LTD
9 Timber Lane, Glen Waverley, Vic 3150. Ph : 0418 17 13 17
E-mail : scott@computime.com.au

2016



AUSTRALIAN SUPERBIKE CHAMPIONSHIP

PRESENTED BY

Morgan Park Raceway - Qld



Round 5 August 5 - 7 SUPERSPORT Qualifying 1



Date: 06/08/16
Event: Q04
Weather: Mostly sunny - 14.2C
Track: Dry - Temp: 27.2C

Started at: 10:11:00
Laps: 25 Min
Starters: 19
Printed at: 10:40

PROVISIONAL SPLIT TIMES

Lap	Split 1	Split 2	Split 3	Lap Time	Spd	Lap	Split 1	Split 2	Split 3	Lap Time	Spd
10	27.944	26.645	24.245	1:18.834	204	11	29.234	27.936	25.174	1:22.344	201
11	27.432	26.142	24.122	1:17.696	205	12	29.191	27.649	25.362	1:22.202	202
12	28.983	31.700	25.688	1:26.371	205						
13	<u>27.177</u>	34.485	38.557	1:40.219	206						
83 Lachlan EPIS (NSW) (2nd)						92 Ted COLLINS (VIC) (7th)					
1	9:12.866	32.680	26.283	10:11.829		1	9:10.571	28.115	25.379	10:04.065	
2	27.561	27.338	24.528	1:19.427	207	2	27.941	26.708	27.529	1:22.178	201
3	27.021	26.839	24.657	1:18.517	207	3	31.283	27.379	25.075	1:23.737	201
4	27.148	26.296	24.160	1:17.604	208	4	27.506	27.011	24.455	1:18.972	206
5	27.227	26.224	<u>23.970</u>	1:17.421	208	5	<u>27.480</u>	<u>26.268</u>	24.404	<u>1:18.152</u>	203
6	27.694	27.747	34.629	1:30.070	P 209	6	27.505	26.383	24.436	1:18.324	204
7	1:31.588	27.474	24.603	2:23.665		7	27.528	26.274	24.382	1:18.184	204
8	<u>26.926</u>	<u>25.944</u>	24.041	<u>1:16.911</u>	208	8	33.211	30.837	39.244	1:43.292	P 194
9	27.594	32.903	24.645	1:25.142	207	9	3:01.132	30.657	24.863	3:56.652	
10	31.001	35.029	34.543	1:40.573	P 205	10	27.635	26.358	<u>24.283</u>	1:18.276	203
88 Harrison COX (QLD) (15th)						96 Luke MITCHELL (NSW) (3rd)					
1	1:00.998	29.528	26.873	1:57.399		1	1:48.726	30.322	37.202	2:56.250	P
2	30.882	28.476	25.916	1:25.274	200	2	1:40.807	29.669	24.946	2:35.422	
3	29.983	27.999	25.739	1:23.721	199	3	27.667	26.281	<u>23.951</u>	1:17.899	204
4	29.931	27.966	25.545	1:23.442	199	4	28.768	32.535	27.654	1:28.957	205
5	29.272	28.286	39.635	1:37.193	P 201	5	27.048	26.238	23.959	1:17.245	205
6	7:14.153	29.016	25.570	8:08.739		6	28.165	31.146	36.138	1:35.449	P 205
7	29.432	<u>27.595</u>	<u>25.141</u>	<u>1:22.168</u>	202	7	2:09.844	27.112	24.535	3:01.491	
8	<u>28.987</u>	29.795	37.383	1:36.165	P 202	8	27.134	26.046	23.968	1:17.148	206
9	1:50.902	28.261	25.503	2:44.666		9	<u>26.840</u>	<u>25.966</u>	24.197	<u>1:17.003</u>	206
10	30.714	28.088	25.482	1:24.284	199	10	30.430	33.471	37.585	1:41.486	P 205

*** Indicative qualifying time - 1:28.380 ***

The results are provisional until the end of the time limit for protests and appeals.

Chief Time Keeper - Scott Laing

Clerk of Course - Tom Williams



Computime Race Timing Systems Pty Ltd © 1996

Licensed to Computime Race Timing Systems

www.computime.com.au

COMPUTIME RACE TIMING SYSTEMS PTY LTD

9 Timber Lane, Glen Waverley, Vic 3150. Ph : 0418 17 13 17

E-mail : scott@computime.com.au





Round 5
August 5 - 7
SUPERSPORT
Qualifying 1



Date: 06/08/16
Event: Q04
Weather: Mostly sunny - 14.2C
Track: Dry - Temp: 27.2C

Started at: 10:11:00
Laps: 25 Min
Starters: 19
Printed at: 10:40

PROVISIONAL FASTEST LAPS SEQUENCE

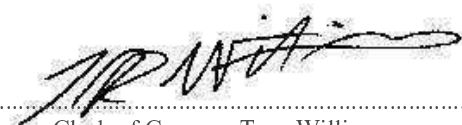
Race Time	No	Name	Machine	Fastest Lap	On Lap
3:01.320	12	Mark CHIODO (VIC)	Triumph 675R	1:20.963	1
3:04.426	36	Sam CLARKE (WA)	Kawasaki ZX6R	1:17.905	1
4:21.278	36	Sam CLARKE (WA)	Kawasaki ZX6R	1:16.852	2

*** Indicative qualifying time - 1:28.380 ***

The results are provisional until the end of the time limit for protests and appeals.



Chief Time Keeper - Scott Laing



Clerk of Course - Tom Williams



Computime Race Timing Systems Pty Ltd © 1996
Licensed to Computime Race Timing Systems
www.computime.com.au

COMPUTIME RACE TIMING SYSTEMS PTY LTD
9 Timber Lane, Glen Waverley, Vic 3150. Ph : 0418 17 13 17
E-mail : scott@computime.com.au





Round 5
August 5 - 7
SUPERSPORT
Qualifying 1



Date: 06/08/16
Event: Q04
Weather: Mostly sunny - 14.2C
Track: Dry - Temp: 27.2C

Started at: 10:11:00
Laps: 25 Min
Starters: 19
Printed at: 10:40

PROVISIONAL BEST PARTIAL TIMES

Pos	Split 1		Split 2		Split 3		LAP		Ideal	Fastest
	Name	Time	Name	Time	Name	Time	Name	Time		
1	S. CLARKE	26.618	L. EPIS	25.944	S. CLARKE	23.812	S. CLARKE	1:16.650	1:16.852	
2	L. MITCHELL	26.840	L. MITCHELL	25.966	C. QUINN	23.907	L. MITCHELL	1:16.757	1:17.003	
3	L. EPIS	26.926	C. SPRIGGS	26.009	T. GUENTHER	23.945	L. EPIS	1:16.840	1:16.911	
4	C. SPRIGGS	27.080	C. QUINN	26.071	L. MITCHELL	23.951	C. SPRIGGS	1:17.081	1:17.081	
5	T. GUENTHER	27.088	T. GUENTHER	26.085	L. EPIS	23.970	T. GUENTHER	1:17.118	1:17.259	
6	C. QUINN	27.177	S. CLARKE	26.220	C. SPRIGGS	23.992	C. QUINN	1:17.155	1:17.406	
7	R. MENZIES	27.325	T. COLLINS	26.268	T. COLLINS	24.283	T. COLLINS	1:18.031	1:18.152	
8	T. COLLINS	27.480	N. LIMINTON	26.329	N. LIMINTON	24.399	N. LIMINTON	1:18.356	1:18.363	
9	N. LIMINTON	27.628	B. BLYTH	26.444	R. MENZIES	24.417	R. MENZIES	1:18.382	1:18.427	
10	A. QUINN	27.711	M. CHIODO	26.558	M. CHIODO	24.614	B. BLYTH	1:18.928	1:19.126	
11	B. BLYTH	27.753	A. QUINN	26.560	B. BLYTH	24.731	M. CHIODO	1:18.977	1:19.016	
12	M. CHIODO	27.805	R. MENZIES	26.640	A. QUINN	24.760	A. QUINN	1:19.031	1:19.097	
13	S. HASLAM	28.378	J. MARTIN	27.347	S. HASLAM	25.020	J. MARTIN	1:20.922	1:20.993	
14	J. MARTIN	28.409	H. COX	27.595	H. COX	25.141	S. HASLAM	1:21.097	1:21.764	
15	H. COX	28.987	S. HASLAM	27.699	J. MARTIN	25.166	H. COX	1:21.723	1:22.168	
16	O. DAVISON	29.072	C. WEBSTER	28.062	O. DAVISON	25.514	O. DAVISON	1:22.804	1:23.173	
17	C. WEBSTER	29.177	O. DAVISON	28.218	C. WEBSTER	25.588	C. WEBSTER	1:22.827	1:22.839	
18	D. ROUGHLEY	31.186	D. ROUGHLEY	29.447	D. ROUGHLEY	27.254	D. ROUGHLEY	1:27.887	1:27.887	
19	J. WALTER	33.431	J. WALTER	31.732	J. WALTER	29.806	J. WALTER	1:34.969	1:34.983	

*** Indicative qualifying time - 1:28.380 ***

The results are provisional until the end of the time limit for protests and appeals.

Scott Laing
Chief Time Keeper - Scott Laing

Tom Williams
Clerk of Course - Tom Williams



Computime Race Timing Systems Pty Ltd © 1996
Licensed to Computime Race Timing Systems
www.computime.com.au

COMPUTIME RACE TIMING SYSTEMS PTY LTD
9 Timber Lane, Glen Waverley, Vic 3150. Ph : 0418 17 13 17
E-mail : scott@computime.com.au

